
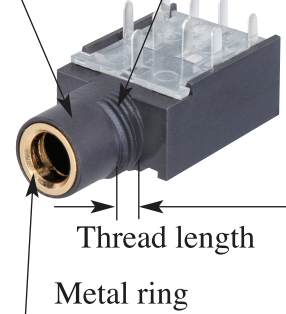

















6.3Ø PHONE JACK BUSHING GUIDANCE

No.	Bushing Figure	Order Code	Bushing Material	Metal Ring	Metric Thread		Remark
					Thread	Length(L)	
1		M1	Metal	Without	Ø3/8" UNEF	8.0~8.3mm	<p>1) Figure</p> 
2		M2	Metal	Without	M9 × P0.75	7.5~8.0mm	
3		M3	Metal	Without	M9 × P0.75	4.7mm	
4	 M3 × P0.5	M4	Metal	Without	Without thread with 2 × M3 × P0.5 mounting hole		
5	 3.5 Dia	M5	Metal	Without	Without thread with 2 × 3.5 Dia mounting hole		
6		P2	Plastic	Without	Ø3/8" UNEF	8.0~8.3mm	<p>2)Bushing with metal ring</p> 
7		P3	Plastic	Without	Ø7/16" UNEF	8.4mm	
8		P4	Plastic	Without	Ø7/16" UNEF	5.0mm	
9		P5	Plastic	Without	M12 × P1.0	4.5mm	
10		R0	Plastic	With	M12 × P1.0	L= 4.5mm	
11		R3	Plastic	With	M12 × P1.0	7.5mm	<p>3)Bushing without metal ring</p> 
12		R4	Plastic	With	Ø7/16" UNEF	8.5mm	
13		R5	Plastic with hex-nut	Without	Without thread		
14		R6	Plastic	With	Ø3/8" UNEF	8.0~8.3mm	